



Showroom Guide

A quick reference to door styles, materials and finishes.

Confidence for life

Crafted with confidence and backed by a lifetime limited warranty, there's a time in life when you want each of our options for construction.



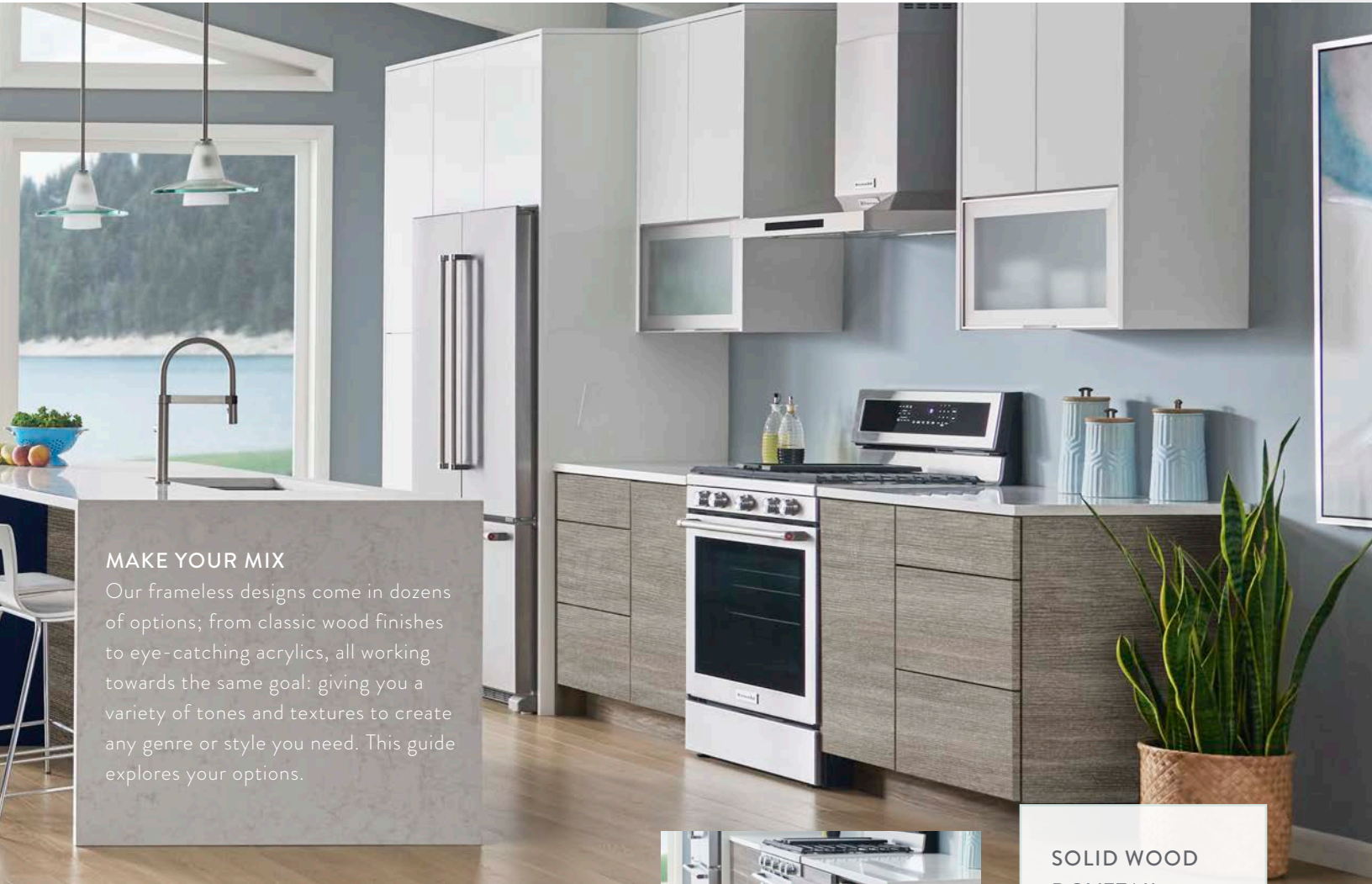
WHITE MELAMINE is easy to clean and gives cabinet interiors a bright, fresh look. Go neutral with a maple natural melamine option.



FRAMELESS CONSTRUCTION means getting more space where you need it. Doubling down on the construction of our cabinets and removing the frame across the front edge gives you easy access to all your items, and more space for your odd sized dishes.

The **CABINET CASE** is a durable $\frac{1}{4}$ " thick back with $\frac{5}{8}$ " thick sides, top and bottom furniture board offering strength you can feel, as well as enhanced frameless accessibility; upgrade to a plywood core for added strength.

KCMA CERTIFIED. Our cabinets are quality tested by the Kitchen Cabinet Manufacturers Association (KCMA) assuring you that Serenade cabinets comply with the rigorous standards approved by the American National Standards Institute (ANSI).



MAKE YOUR MIX

Our frameless designs come in dozens of options; from classic wood finishes to eye-catching acrylics, all working towards the same goal: giving you a variety of tones and textures to create any genre or style you need. This guide explores your options.



QUIET CLOSING DOORS open to 110 degrees and slow the occasional slam for a peaceful kitchen.



METAL DRAWERS and **PULL-OUT TRAYS** combine fashion and function as a stylish upgrade.

SOLID WOOD DOVETAIL DRAWERS and **PULL-OUT TRAYS** are sturdy and durable at $\frac{5}{8}$ " thick.

QUIET CLOSE FULL-EXTENSION DRAWER GUIDES give you access to everything inside and close with one soft push.

Thermofoil Door Styles



ANTON
Polar Solid Matte



ANTON
Southwester Textured Woodgrain



STEVENSON
Soprano Woodgrain



STEVENSON
Aged Oak Gray Textured Woodgrain

*Solid 1 • Woodgrain 2 • Textured Woodgrain 2 • High Gloss 4
Slab Door and Drawer Front*

*Woodgrain 2 • Textured Woodgrain 2
Slab Door and Drawer Front*



GRAHAM
Diva Textured Woodgrain



GRAHAM
Matte Black Solid Matte



TOLSTOY
Soprano Woodgrain



TOLSTOY
Aged Oak Gray Textured Woodgrain

*Solid 1 • Woodgrain 2 • Textured Woodgrain 3
5-piece or Slab Drawer Front**

*Solid 2 • Woodgrain 3 • Textured Woodgrain 4
5-piece or Slab Drawer Front**


Throughout this guide you'll find information on the material available for a door style with the price group number next to it. This is to make your selection process easier and ensure your selection will fit your budget and style needs.

*Slab drawer front is standard, 5-piece drawer front is an upgrade.


Thermofoil Options

Adaptable, and perfect for any taste, thermofoil doors are lustrous, durable, and beautiful in any space. Choose a solid matte color, with soft and muted tones, a woodgrain pattern with or without texture that personifies your personal tastes, or a high-gloss finish to open doors to the contemporary look you've always wanted.


Solid Matte Color Options



Polar



Fashion Gray




Matte Steele




Matte Black

Woodgrain Options




Soprano




Seria



Tigereye Walnut



Amber Walnut




Baroque


Textured Woodgrain Options




Diva



Aged Oak Gray




Southwester




Mackinac


High Gloss Options



Whitecap



Fresh Gray



Storm Gray

Acrylic Options

Offering the utmost in metropolitan sophistication, our acrylic doors come in a wide variety of colors, and are available in a sleek high-gloss finish as well as a subdued matte.

Acrylic Door Styles



MARQUEZ

Twill High Gloss

*Slab Door and Drawer Front
High Gloss 7*




HANNAH

Urban Matte

*Slab Door and Drawer Front
Matte 8*


High Gloss Acrylic Colors



White Dahlia



Twill




Cosmo



Navy


Matte Acrylic Colors



Skyline




Urban



Mink

Mullion Door Styles

Frame Style



JOSTEIN

paint grade Macchiato Classic

Mullion Style



SHAKESPEARE

paint grade Divinity Classic


Prairie Mullion Style



CHANDLER

paint grade Carriage Black Classic

X-Lite Mullion Style



EASTON

paint grade Carriage Black Classic

Metal Door Styles



BELLAGIO

Oil-Rubbed Bronze Frame,
Clear Glass

*Available with all frame
and glass options*



BRAVA

Brushed Stainless Steel Frame,
Backpainted Black Gloss Glass

*Available with all frame and
backpainted glass options*



CARLTON

Matte Aluminum Frame,
Vertical Reeded Glass

*Available with all frame
and glass options*



CATANIA

Brushed Stainless Steel
Frame, Frosted Glass

*Available with all frame
and glass options*




MILAN

Matte Aluminum Frame,
Backpainted White Matte Glass

*Available with all frame and
backpainted glass options*

Frame Finish Options



Matte
Aluminum



Brushed
Stainless Steel



Oil-Rubbed
Bronze

Glass/Backpainted Glass Options



Clear



Frosted




Vertical Reeded




Smoked Grey



Backpainted
White Matte



Backpainted
Black Matte



Backpainted
Black Gloss

Wood Door Styles



ALEXANDER walnut Natural

5-Piece or Slab Drawer Front* • Solid Wood Reverse Raised Center Panel
Cherry 5 • Maple 4 • Paint Grade 4 • Walnut 6




AUSTEN cherry Espresso

5-Piece or Slab Drawer Front* • Veneer Flat Center Panel
Cherry 4 • Maple 3 • Paint Grade 3 • Walnut 5




CABOT maple Smoke

Slab Drawer Front • Veneer Slab Door
Cherry 5 • Maple 4 • Rift-Cut White Oak 8 • Walnut 6



CERVANTES paint grade Divinity Classic

5-Piece or Slab Drawer Front* • Solid Wood Reverse Raised Center Panel
Cherry 7 • Maple 6 • Paint Grade 6 • Walnut 8



CHANDLER paint grade Irish Crème Classic

5-Piece or Slab Drawer Front* • Solid Wood Raised Center Panel
Cherry 4 • Maple 3 • Paint Grade 3 • Walnut 5




CLANCY paint grade Gale Classic

5-Piece or Slab Drawer Front* • Solid Wood Reverse Raised Center Panel
Cherry 6 • Maple 5 • Paint Grade 5 • Walnut 7

*Slab drawer front is standard, 5-piece drawer front is an upgrade.

Wood Door Styles



DEVERAUX paint grade Irish Crème Classic

5-Piece or Slab Drawer Front* • Veneer Flat Center Panel
Cherry 3 • Maple 2 • Paint Grade 2



EASTON paint grade Frappe Classic

5-Piece or Slab Drawer Front* • Veneer Flat Center Panel
Cherry 3 • Maple 2 • Paint Grade 2



FLANNERY paint grade Gale Classic

Slab Drawer Front • Slab Door
Paint Grade 1



GERMAINE paint grade Earl Grey Classic

5-Piece Drawer Front • Solid Wood Raised Center Panel
Cherry 5 • Maple 4 • Paint Grade 4 • Walnut 6



GIOVANNI maple Smoke

5-Piece or Slab Drawer Front* • Veneer Flat Center Panel
Cherry 6 • Maple 5 • Paint Grade 5



JOSTEIN paint grade Macchiato Classic

5-Piece or Slab Drawer Front* • Veneer Flat Center Panel
Cherry 3 • Maple 2 • Paint Grade 2

*Slab drawer front is standard, 5-piece drawer front is an upgrade.

For door styles, the number following wood species refers to price group.

Wood Door Styles



LANIE walnut Natural

5-Piece Drawer Front • Solid Wood Raised Center Panel
Cherry 6 • Maple 5 • Paint Grade 5 • Walnut 7



LEWIS cherry Onyx

5-Piece or Slab Drawer Front* • Solid Wood Raised Center Panel
Cherry 5 • Maple 4 • Paint Grade 4 • Walnut 6



MARLOWE cherry Ginger Snap

5-Piece Drawer Front • Solid Wood Reverse Raised Center Panel
Cherry 6 • Maple 5 • Paint Grade 5 • Walnut 7



ODA maple Natural

5-Piece Drawer Front • Veneer Flat Center Panel
Cherry 4 • Maple 3 • Paint Grade 3



ORWELL paint grade Irish Crème Classic

5-Piece or Slab Drawer Front* • Veneer Flat Center Panel
Cherry 5 • Maple 4 • Paint Grade 4


*Slab drawer front is standard, 5-piece drawer front is an upgrade.



ROWLING maple Natural

3-Piece Slab Drawer Front (Large Drawers receive 5-Piece
Drawer Fronts) • Veneer Flat Center Panel
Cherry 5 • Maple 4 • Paint Grade 4 • Walnut 6

Wood Door Styles



SHAKESPEARE paint grade Irish Crème Classic
5-Piece or Slab Drawer Front* • Solid Wood Raised Center Panel
Cherry 3 • Maple 2 • Paint Grade 2 • Walnut 5



THOREAU walnut Natural
5-Piece Drawer Front • Solid Wood Raised Center Panel
Cherry 6 • Maple 5 • Paint Grade 5 • Walnut 7



TRUMAN paint grade Gale Classic
5-Piece or Slab Drawer Front* • Solid Wood Reverse Raised Center Panel
Cherry 5 • Maple 4 • Paint Grade 4 • Walnut 6



WILDE cherry Onyx
5-Piece or Slab Drawer Front* • Veneer Flat Center Panel
Cherry 3 • Maple 2 • Paint Grade 2 • Walnut 4

*Slab drawer front is standard, 5-piece drawer front is an upgrade.

For door styles, the number following wood species refers to price group.

Hardwoods

Nothing beats the natural beauty of hardwoods. Light and playful maple offers a variety of stains. Our cherry options give an inviting warmth and familiarity to a space from mild, to robustly crimson. Explore the aesthetically pleasing, tightly grained rift-cut white oak, or fall for our lustrous and distinguished walnut.

Cherry Stains




Natural



Cappuccino




Peppercorn




Amaretto



Ginger Snap




French Roast




Eagle Rock



Smoke



Espresso




Onyx


Maple Stains




Natural




Amaretto



Ginger Snap




French Roast



Eagle Rock



Smoke



Onyx

Rift-Cut White Oak Stains



Natural



Cappuccino



Peppercorn



Amaretto



French Roast



Eagle Rock



Smoke



Espresso



Onyx


Walnut Stain



Natural

Paint Grade


Created to offer a smooth, welcoming surface for all of our paints, that gives you a consistent, stylish look, and is more durable than a painted hardwood.



Sea Salt Classic




White Icing Classic



Divinity Classic



Irish Crème Classic



Macchiato Classic



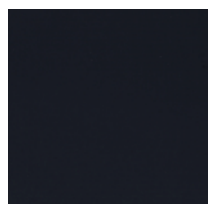
Frappe Classic




Earl Grey Classic



Gale Classic




Celeste Classic



Carriage Black Classic

Tune into Craftsmanship

In arts, crafts, woodworking, cooking and beyond, you know quality craftsmanship when you feel it.



This **FOREST** is sustainably cultivated to ensure it stays beautiful for generations to come.

SERENADE CABINETRY is proudly crafted here in the USA using domestic and globally sourced materials. By building cabinets domestically, we ensure quality, beauty, and sustainability in all our manufacturing processes.



KCMA CERTIFIED. Certification is awarded annually based on compliance in five categories: air quality and pollution prevention, resource sustainability, waste minimization, environmental stewardship and community relations.



SUSTAINABLY SOURCED lumber reduces carbon footprints, and frameless means less materials used, less materials wasted.

SERENADE™ CABINETRY

10501 10th Street, Waconia, MN 55387

SERENADECABINETRY.COM



• A Cabinetworks Group brand